



Perry Park Water and Sanitation District
5676 West Red Rock Drive
Larkspur, Colorado 80118
www.ppwsd.org

BUDGET MESSAGE

(Pursuant to 29-1-103(1)(e), C.R.S.)

Perry Park Water and Sanitation District

The Perry Park Water and Sanitation District provides water and sewer service to mainly properties inside of the District boundary. The District currently provides service to approximately 1550 units, with an expected buildout of approximately 2,500 units.

In 2023 the District focused on water loss reduction, increasing water supply, long term improvements to the Waucondah Wastewater Treatment Plant, compliance triggered improvements to the Sageport Wastewater Treatment Plant, and electrical improvements for water and wastewater treatment facilities.

The current sources of revenue for the Perry Park Water and Sanitation District are from user charges, capital improvement fees, tap fees, development fees and property taxes. These revenue sources continue to fund the capital improvements included in this Budget. The District has aggressively pursued grant and matching fund opportunities.

The District uses an accrual basis for accounting.

The District Office is open Monday thru Friday, except Holidays and other posted events, from 8am to 4:30pm.

For more information please visit www.ppwsd.org.



Perry Park Water and Sanitation District
5676 West Red Rock Drive
Larkspur, Colorado 80118
www.ppwsd.org

RESOLUTION TO SET MILL LEVIES

(Pursuant to 39-5-128, C.R.S. and 39-1-111, C.R.S.)

A RESOLUTION LEVYING PROPERTY TAXES FOR THE YEAR 2024, TO HELP DEFRAY THE COSTS OF GOVERNMENT FOR THE PERRY PARK WATER AND SANITATION DISTRICT, DOUGLAS COUNTY, COLORADO, FOR THE 2024 BUDGET YEAR.

WHEREAS, the Board of Directors of the Perry Park Water and Sanitation District, has adopted the annual budget in accordance with the Local Government Budget Law, on January 3, 2024 and;

WHEREAS, the amount of money necessary to balance the budget for **general operating** purposes from property tax revenue is \$687,121 and;

WHEREAS, the 2023, valuation for assessment for the Perry Park Water and Sanitation District as certified by the County Assessor is \$122,394,160.


NOW, THEREFORE, BE IT RESOLVED BY THE BOARD OF DIRECTORS OF THE PERRY PARK WATER AND SANITATION DISTRICT, COLORADO:

Section 1. That for the purpose of meeting all **general operating** expenses of the Perry Park Water and Sanitation District during the 2024 budget year, there is hereby levied a tax of 5.614 mills upon each dollar of the total valuation for assessment of all taxable property within the Perry Park Water and Sanitation District for the year 2024.


Section 2. That the Treasurer is hereby authorized and directed to immediately certify to the County Commissioners of Douglas County, Colorado, the mill levies for the Perry Park Water and Sanitation District as hereinabove determined and set.

ADOPTED this 3rd day of January, A.D. 2024.

Attest:



James Maras, Secretary



Brian Arthurs, Treasurer



Perry Park Water and Sanitation District
5676 West Red Rock Drive
Larkspur, Colorado 80118
www.ppwsd.org

RESOLUTION TO ADOPT BUDGET

(Pursuant to 29-1-108, C.R.S.)

A RESOLUTION SUMMARIZING EXPENDITURES AND REVENUES FOR EACH FUND AND ADOPTING A BUDGET FOR THE PERRY PARK WATER AND SANITATION DISTRICT, COLORADO, FOR THE CALENDAR YEAR BEGINNING ON THE FIRST DAY OF JANUARY, 2024, AND ENDING ON THE LAST DAY OF DECEMBER, 2024.

WHEREAS, the Board of Directors of the Perry Park Water and Sanitation District has appointed Diana Miller, District Manager, to prepare and submit a proposed budget to said governing body at the proper time; and

WHEREAS, Diana Miller, District Manager, has submitted a proposed budget to this governing body on September 20, 2023, for its consideration, and;

WHEREAS, upon due and proper notice, published or posted in accordance with the law, said proposed budget was open for inspection by the public at a designated place, a public hearing was held on December 13, 2023, and interested taxpayers were given the opportunity to file or register any objections to said proposed budget, and;

WHEREAS, whatever increases may have been made in the expenditures, like increases were added to the revenues or planned to be expended from reserves/fund balances so that the budget remains in balance, as required by law.

NOW, THEREFORE, BE IT RESOLVED BY THE BOARD OF DIRECTORS of the Perry Park Water and Sanitation District, Colorado:

Section 1. That the budget as submitted, amended, and summarized by fund, hereby is approved and adopted as the budget of the Perry Park Water and Sanitation District for the year stated above.

Section 2. That the budget hereby approved and adopted shall be signed by Brian Arthurs, Treasurer and made a part of the public records of the Perry Park Water and Sanitation District.

ADOPTED, this 3rd day of January, A.D., 2024.

Attest:


James Maras, Secretary


Brian Arthurs, Treasurer



Perry Park Water and Sanitation District
 5676 West Red Rock Drive
 Larkspur, Colorado 80118
www.ppwsd.org

RESOLUTION/ORDINANCE TO APPROPRIATE SUMS OF MONEY

(Pursuant to Section 29-1-108, C.R.S.)

A RESOLUTION APPROPRIATING SUMS OF MONEY TO THE VARIOUS FUNDS AND SPENDING AGENCIES, IN THE AMOUNT AND FOR THE PURPOSE AS SET FORTH BELOW, FOR THE PERRY PARK WATER AND SANITATION DISTRICT, COLORADO, FOR THE 2024 BUDGET YEAR.

WHEREAS, the Board of Directors has adopted the annual budget in accordance with the Local Government Budget Law, on January 3, 2024, and;

WHEREAS, the Board of Directors has made provision therein for revenues in an amount equal to or greater than the total proposed expenditures as set forth in said budget, and;


WHEREAS, it is not only required by law, but also necessary to appropriate the revenues and reserves or fund balances provided in the budget to and for the purposes described below, thereby establishing a limitation on expenditures for the operations of the Perry Park Water and Sanitation District.

NOW, THEREFORE, BE IT RESOLVED/ORDAINED BY THE BOARD OF DIRECTORS OF THE PERRY PARK WATER AND SANITATION DISTRICT, COLORADO:

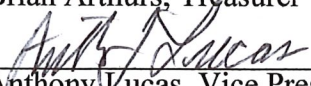
Section 1. That the following sums are hereby appropriated from the revenue of each fund, to each fund, for purposes stated:

GENERAL FUND:	
Current Operating Expenses	\$2,365,523
Capital Outlay	\$10,360,000
Debt Service	\$ 960,878
TOTAL GENERAL FUND	<u>\$13,686,401</u>


ADOPTED THIS 3rd day of January, A.D. 2024.



 Brian Arthurs, Treasurer



 Anthony Lucas, Vice President

Attest: 

 James Maras, Secretary

**PERRY PARK WATER & SANITATION DISTRICT
SUMMARY
2024 BUDGET AS ADOPTED**

For the Years Ended and Ending December 31, 2023

12/29/23

Section I

	ACTUAL 2022	BUDGET 2023	ACTUAL 11/30/23	ESTIMATED 2023	ADOPTED 2024
BEGINNING FUNDS AVAILABLE	\$ 5,806,360	\$ 5,255,420	\$ 5,709,379	\$ 5,709,379	\$ 5,560,496
REVENUE					
Capital Improvements fee	382,719	609,622	546,224	600,634	618,643
Development Fees	178,923	196,066	78,414	100,000	100,000
Property taxes	515,461	505,778	503,761	515,550	687,121
Specific ownership tax	45,581	40,000	43,009	43,500	40,000
Investment income	59,788	50,000	153,050	168,273	168,273
Tap Fees	153,665	124,064	66,236	100,000	100,000
Other Financing Sources	-	12,500,000	-	-	12,700,000
Operating revenue	1,820,219	2,008,489	2,034,222	2,210,210	2,111,301
Total revenue	3,156,356	16,034,019	3,424,916	3,738,167	16,525,338
Total funds available	8,962,716	21,289,439	9,134,295	9,447,546	22,085,834
EXPENDITURES					
Administration expenses	348,783	603,471	409,996	487,037	530,980
Operating expenses	1,649,078	1,778,847	1,800,650	1,902,652	1,834,543
Debt Service	222,843	223,665	30,583	223,665	960,878
Capital outlay	1,032,633	10,910,000	926,273	1,273,696	10,360,000
Total expenditures	3,253,337	13,515,983	3,167,501	3,887,050	13,686,401
Total expenditures and transfers out requiring appropriation	3,253,337	13,515,983	3,167,501	3,887,050	13,686,401
ENDING FUNDS AVAILABLE	\$ 5,709,379	\$ 7,773,456	\$ 5,966,794	\$ 5,560,496	\$ 8,399,433

**PERRY PARK WATER & SANITATION DISTRICT
OPERATIONS FUND
2024 BUDGET AS ADOPTED**

For the Years Ended and Ending December 31, 2023

					12/29/23 Section 2
	ACTUAL 2022	BUDGET 2023	ACTUAL 11/30/23	ESTIMATED 2023	ADOPTED 2024
BEGINNING FUND BALANCE	\$ 5,806,360	\$ 5,255,420	\$ 5,709,379	\$ 5,709,379	\$ 5,560,496
REVENUE					
Operating Revenue					
Construction Water Sales	50,376	50,000	168,342	200,000	100,000
Leased Water Sales	-	-	1,985	1,985	5,000
Other Income, Permit Fees	24,032	14,000	24,476	25,000	14,000
Reimbursements, Feasibility Studies	50,090	50,000	121,744	122,000	50,000
Service Calls	5,350	7,000	3,650	5,700	7,000
Service Late Charges	-	4,500	-	-	4,500
Sewer Service Fees	651,224	776,009	774,870	838,482	876,451
Stub Out and Lift Station Fees	520	5,500	6,200	6,200	5,500
Water Meter Sales	12,870	8,850	7,500	8,850	8,850
Water Service Fees	1,025,757	1,092,630	925,456	1,001,993	1,040,000
Non-Operating Revenue					
Capital Improvement fees	382,719	609,622	546,224	600,634	618,643
Development/Core Fees	178,923	196,066	78,414	100,000	100,000
Interest Earned	59,788	50,000	153,050	168,273	168,273
Property Tax	515,461	505,778	503,761	515,550	687,121
Specific Ownership Tax	45,581	40,000	43,009	43,500	40,000
Tap Fees	153,665	124,064	66,236	100,000	100,000
Other Financing Sources					
Certificates of Participation Proceeds		12,500,000	-	-	12,700,000
Total revenue	<u>3,156,356</u>	<u>16,034,019</u>	<u>3,424,916</u>	<u>3,738,167</u>	<u>16,525,338</u>
Total funds available	<u>8,962,716</u>	<u>21,289,439</u>	<u>9,134,295</u>	<u>9,447,546</u>	<u>22,085,834</u>
EXPENDITURES					
Administration					
Accounting	-	2,000	-	-	2,000
Audit	10,118	12,000	10,419	10,419	12,000
Bank Charges	4,046	4,200	2,389	4,200	4,200
Community Relations	1,628	3,000	272	500	3,000
Computer Software & Support	10,961	10,000	27,109	28,000	10,000
Consultants	30,786	200,000	34,976	60,000	100,000
Contract Labor	5,216	10,000	-	-	10,000
Development/Core Fee Rebate	-	17,700	-	17,700	17,700
Director's fees	8,600	9,100	7,300	7,800	9,100
Dues and Subscriptions	5,341	10,000	5,354	5,500	10,000
Election Expense	11,017	13,000	14,204	14,204	-
Insurance	46,097	49,000	49,700	50,000	50,000
Legal Fees	61,971	60,000	100,927	120,000	100,000
Miscellaneous Expense	-	5,000	5,766	6,000	5,000
Office Supplies and Postage	13,730	16,000	9,370	14,000	16,000
Payroll - Administrative (includes Tax & Benefit)	69,790	116,971	85,242	100,000	120,480
Perry Park Water News Letter	2,001	10,000	8,217	10,000	10,000

**PERRY PARK WATER & SANITATION DISTRICT
OPERATIONS FUND
2024 BUDGET AS ADOPTED**

For the Years Ended and Ending December 31, 2023

					12/29/23
					Section 2
	ACTUAL 2022	BUDGET 2023	ACTUAL 11/30/23	ESTIMATED 2023	ADOPTED 2024
Perry Park Website Design & Maintenance	13,828	14,000	8,811	10,000	10,000
Rate Study	21,970	-	6,814	6,814	-
Repair & Maintenance, Misc.	9,901	20,000	11,933	12,000	20,000
Travel and Education	329	1,000	550	550	1,000
Treasurers' Fees (Douglas County)	7,743	7,500	7,565	8,000	7,500
Utilities - Office	13,709	13,000	13,078	1,350	13,000

CONTINUED:

**PERRY PARK WATER & SANITATION DISTRICT
OPERATIONS FUND
2024 BUDGET AS ADOPTED**

For the Years Ended and Ending December 31, 2023

				12/29/23
				Section 2
ACTUAL 2022	BUDGET 2023	ACTUAL 11/30/23	ESTIMATED 2023	ADOPTED 2024

CONTINUED:

Operations

Chemical Expense	49,638	50,000	56,953	58,000	58,000
Cyber Security	4,675	5,000	-	-	10,000
Feasibility Study Expense & Reimbursements	57,112	50,000	127,539	130,000	60,000
Generator & Cathodic Maintenance	13,146	20,000	20,902	21,000	20,000
Hydrant Replacement	-	20,000	25,731	26,000	20,000
Operations Additional Services	23,053	17,000	8,237	10,000	12,000
Operations Contractor	408,996	417,182	382,465	417,182	429,697
Parts and Minor Equipment Expense	31,324	60,000	15,078	30,000	30,000
Payroll - Operations (including Tax & Benefits)	140,047	139,365	130,360	139,365	143,546
Permits	6,661	7,300	6,709	7,300	7,300
Repair & Maintenance - Infrastructure	218,467	200,000	196,789	200,000	210,000
Risk Mitigation	-	50,000	55,025	56,000	50,000
Rules and Regulations	-	-	34,752	40,000	30,000
Service Line Locates	37,695	6,000	2,888	3,000	2,000
Sewer Cleaning	2,955	25,000	30,305	30,305	40,000
Sludge Disposal	134,501	170,000	151,856	170,000	170,000
Testing - Water & Sewer	18,004	27,000	18,622	20,000	27,000
Uniforms	-	-	-	-	-
Unscheduled/Emergency Repairs	177,390	200,000	194,832	200,000	200,000
Utilities - Infrastructure	279,951	280,000	258,377	260,000	260,000
Vehicle Expense	1,914	5,000	1,438	2,500	5,000
Water Meter, PRV, Yokes, Rem.	43,569	30,000	81,793	82,000	50,000
Clearing Account (temporary)	(20)	-	-	-	-
Debt Service					
Certificates of Participation - Issuance Costs (2nd)	-	-	-	-	213,000
Certificates of Participation - Principal	157,000	162,500	-	162,500	167,500
Certificates of Participation - Interest	65,843	61,165	30,583	61,165	55,884
Certificates of Participation - Principal (2nd)	-	-	-	-	-
Certificates of Participation - Interest (2nd)	-	-	-	-	524,494
Capital outlay	1,032,633	10,910,000	926,273	1,273,696	10,360,000
Total Expenditures	<u>3,253,337</u>	<u>13,515,983</u>	<u>3,167,501</u>	<u>3,887,050</u>	<u>13,686,401</u>
Total Expenditures and Transfers Out Requiring Appropriation	<u>3,253,337</u>	<u>13,515,983</u>	<u>3,167,501</u>	<u>3,887,050</u>	<u>13,686,401</u>
ENDING FUND BALANCE	<u>\$ 5,709,379</u>	<u>\$ 7,773,456</u>	<u>\$ 5,966,794</u>	<u>\$ 5,560,496</u>	<u>\$ 8,399,433</u>

**PERRY PARK WATER & SANITATION DISTRICT
OPERATIONS FUND
2024 BUDGET AS ADOPTED**

For the Years Ended and Ending December 31, 2023

	12/29/23				
	Section 2				
	ACTUAL 2022	BUDGET 2023	ACTUAL 11/30/23	ESTIMATED 2023	ADOPTED 2024
EMERGENCY RESERVE	\$ 14,200	\$ 42,000	\$ 39,700	\$ 42,800	\$ 48,400

**PERRY PARK WATER & SANITATION DISTRICT
CAPITAL PROJECTS SCHEDULE
2024 BUDGET AS ADOPTED**

For the Years Ended and Ending December 31, 2023

12/29/23

Section 3

EXPENDITURES

	ACTUAL 2022	BUDGET 2023	ACTUAL 11/30/23	ESTIMATED 2023	ADOPTED 2024
Capital outlay					
Dakota Well Replacement	588,503	1,000,000	197,115	300,000	100,000
GIS (Geographic Information System)	5,438	10,000	13,015	16,000	10,000
Glen Grove Water Treatment Plant	34,600	-	22,313	60,000	200,000
Gove Ditch Weir	14,167	200,000	26,713	100,000	200,000
Increase Well Pumping Capacity Sageport WTP (New East Side Well)	8,595	1,000,000	288,785	300,000	1,000,000
Lift Station Improvements - Boreas		-			-
Mainline Extension Bannock Drive	40,271	-	3,600	3,600	-
Mainline Extension Poncho Road	36,484	-	14,096	14,096	-
Redundant Tank Site	-	-	-	-	-
Valve at Echo Hills Tank	-	-	-	-	-
Wastewater Treatment Plant Upgrades (Sageport)	58,636	4,200,000	34,223	100,000	4,200,000
Wastewater Treatment Plant Upgrades (Waucondah)	174,864	3,500,000	219,537	250,000	3,500,000
Water Treatment Plant Plant Upgrades (Sageport) SCADA	45,339	-	101,734	120,000	150,000
Well Improvements	25,737	-	5,142	10,000	-
Contingency	-	1,000,000	-	-	1,000,000
Total expenditures	1,032,633	10,910,000	926,273	1,273,696	10,360,000