



Perry Park Water and Sanitation District
5676 West Red Rock Drive
Larkspur, Colorado 80118
www.ppwsd.org

BUDGET MESSAGE

(Pursuant to 29-1-103(1)(e), C.R.S.)

Perry Park Water and Sanitation District

The Perry Park Water and Sanitation District provides water and sewer service to properties inside of the District boundary. The District currently provides service to approximately 1550 units, with an expected buildout of approximately 3400 units.

In 2022 the District focused on water loss reduction, short term improvements and long term improvements to the Waucondah Wastewater Treatment Plant, compliance triggered improvements to the Sageport Wastewater Treatment Plant, and electrical improvements for water and wastewater treatment facilities.

This budget continues to fund these capital improvements.

The current sources of revenue for the Perry Park Water and Sanitation District are from user charges, capital improvement fees, tap fees, development fees and property taxes. The District has aggressively pursued grant and matching fund opportunities.

The budgetary basis of accounting timing measurement method used is: modified accrual basis.

The Perry Park Water and Sanitation District provides water and sanitation services to Customers within the District's boundaries. The District Office is open Monday thru Friday, except Holidays and other posted events, from 8am to 4:30pm.

For more information please visit www.ppwsd.org.



Perry Park Water and Sanitation District
5676 West Red Rock Drive
Larkspur, Colorado 80118
www.ppwsd.org

RESOLUTION TO SET MILL LEVIES

(Pursuant to 39-5-128, C.R.S. and 39-1-111, C.R.S.)

A RESOLUTION LEVYING PROPERTY TAXES FOR THE YEAR 2023, TO HELP DEFRAY THE COSTS OF GOVERNMENT FOR THE PERRY PARK WATER AND SANITATION DISTRICT, DOUGLAS COUNTY, COLORADO, FOR THE 2023 BUDGET YEAR.

WHEREAS, the Board of Directors of the Perry Park Water and Sanitation District, has adopted the annual budget in accordance with the Local Government Budget Law, on December 14, 2022 and;

WHEREAS, the amount of money necessary to balance the budget for **general operating** purposes from property tax revenue is \$505,777 and;

WHEREAS, the 2022, valuation for assessment for the Perry Park Water and Sanitation District as certified by the County Assessor is \$90,092,110.

NOW, THEREFORE, BE IT RESOLVED BY THE BOARD OF DIRECTORS OF THE PERRY PARK WATER AND SANITATION DISTRICT, COLORADO:

Section 1. That for the purpose of meeting all **general operating** expenses of the Perry Park Water and Sanitation District during the 2023 budget year, there is hereby levied a tax of 5.614 mills upon each dollar of the total valuation for assessment of all taxable property within the Perry Park Water and Sanitation District for the year 2023.


Section 2. That the Treasurer is hereby authorized and directed to immediately certify to the County Commissioners of Douglas County, Colorado, the mill levies for the Perry Park Water and Sanitation District as hereinabove determined and set.

ADOPTED this 14th day of December, A.D. 2022.

Attest:



Anthony Lucas, Vice President



Brian Arthurs, Treasurer



Perry Park Water and Sanitation District
5676 West Red Rock Drive
Larkspur, Colorado 80118
www.ppwsd.org

RESOLUTION TO ADOPT BUDGET

(Pursuant to 29-1-108, C.R.S.)

A RESOLUTION SUMMARIZING EXPENDITURES AND REVENUES FOR EACH FUND AND ADOPTING A BUDGET FOR THE PERRY PARK WATER AND SANITATION DISTRICT, COLORADO, FOR THE CALENDAR YEAR BEGINNING ON THE FIRST DAY OF JANUARY, 2023, AND ENDING ON THE LAST DAY OF DECEMBER, 2023.

WHEREAS, the Board of Directors of the Perry Park Water and Sanitation District has appointed Diana Miller, District Manager, to prepare and submit a proposed budget to said governing body at the proper time; and

WHEREAS, Diana Miller, District Manager, has submitted a proposed budget to this governing body on September 21, 2022, for its consideration, and;

WHEREAS, upon due and proper notice, published or posted in accordance with the law, said proposed budget was open for inspection by the public at a designated place, a public hearing was held on December 14, 2022, and interested taxpayers were given the opportunity to file or register any objections to said proposed budget, and;

WHEREAS, whatever increases may have been made in the expenditures, like increases were added to the revenues or planned to be expended from reserves/fund balances so that the budget remains in balance, as required by law.

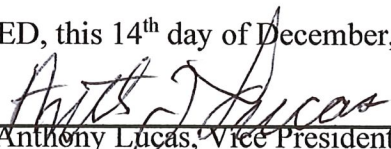
NOW, THEREFORE, BE IT RESOLVED BY THE BOARD OF DIRECTORS of the Perry Park Water and Sanitation District, Colorado:


Section 1. That the budget as submitted, amended, and summarized by fund, hereby is approved and adopted as the budget of the Perry Park Water and Sanitation District for the year stated above.

Section 2. That the budget hereby approved and adopted shall be signed by Brian Arthurs, Treasurer and made a part of the public records of the Perry Park Water and Sanitation District.

ADOPTED, this 14th day of December, A.D., 2022.

Attest:


Anthony Lucas, Vice President


Brian Arthurs, Treasurer



Perry Park Water and Sanitation District
5676 West Red Rock Drive
Larkspur, Colorado 80118
www.ppwsd.org

RESOLUTION/ORDINANCE TO APPROPRIATE SUMS OF MONEY

(Pursuant to Section 29-1-108, C.R.S.)

A RESOLUTION APPROPRIATING SUMS OF MONEY TO THE VARIOUS FUNDS AND SPENDING AGENCIES, IN THE AMOUNT AND FOR THE PURPOSE AS SET FORTH BELOW, FOR THE PERRY PARK WATER AND SANITATION DISTRICT, COLORADO, FOR THE 2023 BUDGET YEAR.

WHEREAS, the Board of Directors has adopted the annual budget in accordance with the Local Government Budget Law, on December 14, 2022, and;

WHEREAS, the Board of Directors has made provision therein for revenues in an amount equal to or greater than the total proposed expenditures as set forth in said budget, and;

WHEREAS, it is not only required by law, but also necessary to appropriate the revenues and reserves or fund balances provided in the budget to and for the purposes described below, thereby establishing a limitation on expenditures for the operations of the Perry Park Water and Sanitation District.


NOW, THEREFORE, BE IT RESOLVED/ORDAINED BY THE BOARD OF DIRECTORS OF THE PERRY PARK WATER AND SANITATION DISTRICT, COLORADO:

Section 1. That the following sums are hereby appropriated from the revenue of each fund, to each fund, for purposes stated:

GENERAL FUND:

Current Operating Expenses	\$2,382,318
Capital Outlay	\$11,060,000
Debt Service	\$ 223,665
TOTAL GENERAL FUND	\$13,665,983

ADOPTED THIS 14th day of December, A.D. 2022.



Brian Arthurs, Treasurer



Gary F. Peterson, President

Attest: 

Anthony Lucas, Vice President

**PERRY PARK WATER & SANITATION DISTRICT
SUMMARY
2023 BUDGET AS ADOPTED**

For the Years Ended and Ending December 31, 2023

12/9/22

Section 1

	ACTUAL 2021	BUDGET 2022	ACTUAL 11/30/22	ESTIMATED 2022	ADOPTED 2023
BEGINNING FUNDS AVAILABLE	\$ 5,262,688	\$ 5,036,018	\$ 5,806,359	\$ 5,806,359	\$ 5,255,420
REVENUE					
Capital Improvements fee	264,797	250,000	347,746	381,014	609,622
Property taxes	448,910	515,439	514,456	515,550	505,777
Specific ownership tax	43,292	40,000	41,724	42,000	40,000
Investment income	1,416	1,500	46,654	53,913	50,000
Other Financing Sources	-	-	-	-	12,500,000
Operating revenue	2,398,194	2,087,585	2,008,441	2,142,203	2,328,619
Total revenue	3,156,609	2,894,524	2,959,022	3,134,680	16,034,018
Total funds available	8,419,297	7,930,542	8,765,381	8,941,039	21,289,438
EXPENDITURES					
Administration expenses	359,146	550,471	317,087	417,000	593,471
Operating expenses	1,630,475	1,654,667	1,502,441	1,721,185	1,788,847
Debt Service	222,796	223,268	33,134	223,268	223,665
Capital outlay	400,521	4,570,000	794,589	1,324,165	11,060,000
Total expenditures	2,612,938	6,998,406	2,647,251	3,685,619	13,665,983
Total expenditures and transfers out requiring appropriation	2,612,938	6,998,406	2,647,251	3,685,619	13,665,983
ENDING FUNDS AVAILABLE	\$ 5,806,359	\$ 932,136	\$ 6,118,130	\$ 5,255,420	\$ 7,623,455

**PERRY PARK WATER & SANITATION DISTRICT
OPERATIONS FUND
2023 BUDGET AS ADOPTED**

For the Years Ended and Ending December 31, 2023

	12/9/22 Section 2				
	ACTUAL 2021	BUDGET 2022	ACTUAL 11/30/22	ESTIMATED 2022	ADOPTED 2023
BEGINNING FUND BALANCE	\$ 5,262,688	\$ 5,036,018	\$ 5,806,359	\$ 5,806,359	\$ 5,255,420
REVENUE					
Operating Revenue					
Construction Water Sales	50,090	50,000	50,122	50,200	50,000
Development/Core Fees	263,949	190,355	167,097	180,000	196,066
Other Income, Permit Fees	18,179	14,000	23,332	24,000	14,000
Reimbursements, Feasibility Studies	159,750	50,000	44,060	50,000	50,000
Service Calls	5,500	7,000	5,300	5,700	7,000
Service Late Charges	25	4,500	-	1,210	4,500
Sewer Service Fees	614,246	596,930	600,778	660,778	776,009
Stub Out and Lift Station Fees	2,520	5,500	520	3,900	5,500
Tap Fees	259,982	120,450	153,665	153,665	124,064
Water Meter Sales	13,500	8,850	12,120	12,750	8,850
Water Service Fees	1,010,452	1,040,000	951,447	1,000,000	1,092,630
Non-Operating Revenue					
Capital Improvement fees	264,797	250,000	347,746	381,014	609,622
Interest Earned	1,416	1,500	46,654	53,913	50,000
Property Tax	448,910	515,439	514,456	515,550	505,777
Specific Ownership Tax	43,292	40,000	41,724	42,000	40,000
Other Financing Sources					
Certificates of Participation Proceeds		-	-	-	12,500,000
Total revenue	3,156,609	2,894,524	2,959,022	3,134,680	16,034,018
Total funds available	8,419,297	7,930,542	8,700,883	8,941,039	21,289,438
EXPENDITURES					
Administration					
Accounting	-	2,000	-	-	2,000
Audit	10,326	12,000	10,118	10,326	12,000
Bank Charges	4,522	4,200	3,970	4,200	4,200
Community Relations	2,623	3,000	1,628	3,000	3,000
Consultants	67,268	200,000	18,459	80,000	200,000
Contract Labor	6,284	10,000	6,000	7,600	10,000
Development/Core Fee Rebate	-	17,700	5,900	17,700	17,700
Director's fees	7,400	9,100	8,100	9,100	9,100
Dues and Subscriptions	4,333	10,000	5,341	5,500	10,000
Election Expense	82	20,000	11,099	13,000	13,000
Insurance	46,038	49,000	45,326	47,000	49,000
Legal Fees	77,059	60,000	58,091	60,000	60,000
Miscellaneous Expense	7,321	5,000	-	-	5,000
Office Supplies and Postage	14,427	16,000	10,761	14,000	16,000
Payroll - Administrative (includes Tax & Benefit	69,122	71,971	65,070	67,467	116,971
Perry Park Water News Letter	2,457	10,000	2,001	7,000	10,000
Perry Park Website Design & Maintenance	11,153	10,000	13,828	13,828	14,000
Rate Study	-	-	21,970	25,000	-
Repair & Maintenance, Misc.	10,502	20,000	9,032	11,000	20,000
Travel and Education	-	1,000	280	280	1,000

**PERRY PARK WATER & SANITATION DISTRICT
OPERATIONS FUND
2023 BUDGET AS ADOPTED**

For the Years Ended and Ending December 31, 2023

12/9/22
Section 2

	ACTUAL 2021	BUDGET 2022	ACTUAL 11/30/22	ESTIMATED 2022	ADOPTED 2023
Treasurers' Fees (Douglas County)	6,743	7,500	7,727	8,000	7,500
Utilities - Office	11,486	12,000	12,385	13,000	13,000
Operations					
Chemical Expense	53,978	46,000	49,223	50,000	50,000
Computer Software & Support	9,999	10,000	3,475	5,000	10,000
Cyber Security	-	10,000	4,675	4,675	5,000
Feasibility Study Expense & Reimbursements	164,515	50,000	30,484	35,000	50,000
Generator & Cathodic Maintenance	5,222	20,000	7,269	10,000	20,000
Hydrant Replacement	-	20,000	-	20,000	20,000
Operations Additional Services	11,061	10,000	19,728	20,000	17,000
Operations Contractor	400,980	409,002	374,913	409,002	417,182
Parts and Minor Equipment Expense	26,283	60,000	38,299	50,000	60,000
Payroll - Operations (including Tax & Benefits)	132,454	139,365	125,899	132,728	139,365
Permits	7,352	7,300	6,661	7,300	7,300
Repair & Maintenance - Infrastructure	143,252	150,000	190,559	200,000	200,000
Risk Mitigation	-	50,000	-	-	50,000
Service Line Locates	4,081	6,000	37,637	40,000	6,000
Sewer Cleaning	23,269	25,000	14,044	25,000	25,000
Sludge Disposal	188,865	170,000	123,235	170,000	170,000
Testing - Water & Sewer	20,159	27,000	17,819	20,000	27,000
Uniforms	-	-	-	-	-
Unscheduled/Emergency Repairs	119,143	150,000	156,963	200,000	200,000
Utilities - Infrastructure	278,148	260,000	260,273	280,000	280,000
Vehicle Expense	2,378	5,000	1,797	2,500	5,000
Water Meter, PRV, Yokes, Rem.	39,574	30,000	39,509	40,000	30,000
Clearing Account (temporary)	(238)	-	(20)	(20)	-
Debt Service					
Certificates of Participation - Issuance Costs	-	-	-	-	-
Certificates of Participation - Principal	152,000	157,000	-	157,000	162,500
Certificates of Participation - Interest	70,796	66,268	33,134	66,268	61,165
Capital outlay	400,521	4,570,000	794,589	1,324,165	11,060,000
Total Expenditures	2,612,938	6,998,406	2,647,251	3,685,619	13,665,983
Total Expenditures and Transfers Out Requiring Appropriation	2,612,938	6,998,406	2,647,251	3,685,619	13,665,983
ENDING FUND BALANCE	\$ 5,806,359	\$ 932,136	\$ 6,053,632	\$ 5,255,420	\$ 7,623,455
EMERGENCY RESERVE	\$ 14,200	\$ 24,200	\$ 28,500	\$ 29,800	\$ 36,200

**PERRY PARK WATER & SANITATION DISTRICT
CAPITAL PROJECTS SCHEDULE
2023 BUDGET AS ADOPTED**

For the Years Ended and Ending December 31, 2023

12/9/22

Section 3

ACTUAL 2021	BUDGET 2022	ACTUAL 11/30/22	ESTIMATED 2022	ADOPTED 2023
----------------	----------------	--------------------	-------------------	-----------------

EXPENDITURES

Capital outlay

Dakota Well Replacement	7,631	400,000	361,156	571,165	1,000,000
GIS (Geographic Information System)	5,560	20,000	4,958	10,000	10,000
Glen Grove Water Treatment Plant	-	-	24,875	25,000	-
Gove Ditch Weir	49,666	50,000	15,790	50,000	200,000
Increase Well Pumping Capacity Sageport WTP (New East Side Well)	-	2,000,000	6,881	10,000	1,000,000
Lift Station Improvements - Boreas	-	-	-	-	-
Mainline Extension Bannock Drive	13,001	50,000	36,012	60,000	-
Mainline Extension Poncho Road	2,838	50,000	31,480	68,000	-
Redundant Tank Site	-	-	-	-	-
Valve at Echo Hills Tank	-	-	-	-	-
Wastewater Treatment Plant Upgrades (Sageport)	15,694	500,000	56,444	200,000	4,200,000
Wastewater Treatment Plant Upgrades (Waucondah)	209,441	500,000	187,931	200,000	3,500,000
Water Treatment Plant Plant Upgrades (Sageport) SCADA	1,917	-	44,011	100,000	150,000
Well Improvements	94,773	-	25,053	30,000	-
Contingency	-	1,000,000	-	-	1,000,000
Total expenditures	400,521	4,570,000	794,589	1,324,165	11,060,000